

Getting Help With Financial Aid



Thank you for choosing Kaplan University to pursue your educational goals.

If you wish to utilize financial aid to help finance your education at Kaplan University, you need to fill out some important forms, including your Free Application for Federal Student Aid (FAFSA).

The FAFSA is used by the Department of Education to determine how much financial assistance a student is eligible to receive in order to attend a college or university. After the form is completed, the results are submitted electronically to each school the student intends to apply to, and a Student Aid Report (SAR) is sent to the student.

If you have any Financial Aid questions, please visit [KaplanUniversity.edu](https://www.kaplanuniversity.edu).

1 Determine Your Dependency Status

It is important to know whether the U.S. Department of Education considers you a dependent or independent student for the purpose of completing the FAFSA.

If you are considered **dependent**, you will need your and your parents' prior year federal tax return information to complete your FAFSA.

If you are considered **independent**, you will only need your own prior year federal tax return information.

To determine your dependency status, review the following list and check any statements that apply:

- I was born before January 1, 1994
(If you are applying for the 2017–2018 school year)
- I am married
(Answer “yes” if you are separated but not divorced)
- I will be working on a master’s or doctorate program
(e.g., MA, MBA, MD, JD, PhD, EdD, graduate certificate)
- I am serving on active duty in the U.S. Armed Forces for purposes other than training
- I am a veteran of the U.S. Armed Forces
- I have children and I provide more than half of their support
- Since I turned age 13, both of my parents were deceased
- I have dependents (other than my children or my spouse) who live with me and I provide more than half of their support
- I was in foster care since turning age 13
- I was a dependent or ward of the court since turning age 13
- I am currently or I was an emancipated minor
- I am homeless or I am at risk of being homeless

Important: If you checked **NONE** of the above boxes, you are considered **dependent**. That means you will need federal tax return information for **yourself AND your parents**.

If you check **ONE OR MORE** of the boxes above, you are considered **independent**. That means you will only need **your** and **your spouse's** (if applicable) federal tax return information, **NOT your parents'**.



2 Obtain Your U.S. Department Of Education Federal Student Aid ID Identification Number (FSA ID)


You must have an FSA ID to electronically sign your FAFSA. The FSA ID will also allow you to check your FAFSA status online and access your account information.

If you are a dependent student, your parents will also have to sign your FAFSA. That means they must have an FSA ID as well.

To apply for an FSA ID or request to have your FSA ID sent to you again, go to fsaid.ed.gov where you may choose from one of the following options:

- Create an FSA ID.
- Edit my FSA ID.

Tip: Be sure to write down the FSA ID and keep it in a safe place because you will need it to fill out other financial aid documents. It is important that you DO NOT share your FSA ID information with anyone as your FSA ID serves as a legal signature. Keep in mind that you only have to apply for an FSA ID one time; you can use the same FSA ID each year, speeding up the time it takes for your FAFSA to be processed.




3 Gather Required Documents Before You Begin

You will be required to use a variety of documents to fill out the FAFSA completely and correctly. Before you begin, compile all of the documents listed below or see [“What documents do I need to fill out a FAFSA?”](#)

- Your Social Security Card** (SSN - Social Security Number)
- Your alien registration or permanent residence card** (if you are not a U.S. citizen)
- Your driver’s license or state I.D.** (if any)
- Your previous and/or current year W-2 forms and other records of money earned**
- Your** (and your spouse’s, if you are married) **previous and/or current year Federal Income Tax Return (IRS Form 1040, 1040A, 1040EZ, 1040TeleFile, or foreign tax return)**
- Your parents’ previous and/or current year Federal Income Tax Return (IRS Form 1040, 1040A, 1040EZ, 1040TeleFile, or foreign tax return)** if you are a dependent student, based on your answers in section 2
- Your previous and/or current year untaxed income records—Social Security, Temporary Assistance for Needy Families, welfare, or veterans benefits records**
- Your current bank statements**
- Your current business and investment information, such as mortgage documentation, business and farm records, and stock, bond and other investment records**

Tip: Take your time and do not rush through this step. Set aside an hour to make sure you have every document you need. You can save your application at any time and return to it later.



4 Fill Out Your FAFSA

Once you have gathered all of your documents, go to the official government [FAFSA website](#) and click on “[Start A New FAFSA.](#)” Then log in with your FSA ID and select the applicable FAFSA year from the dropdown menu.

If you are starting school on or after July 1, 2017, you will need to complete the **2017–2018 FAFSA**, using your **2015** taxes.

All continuing students are required to complete a 2017–2018 FAFSA for any term that begins after July 1, 2017.

When filling out the FAFSA you will be prompted to use the IRS data retrieval tool. We encourage you to use this tool to ensure you access your tax return information directly from the IRS.

Follow the instructions on each page of the application and enter all required information carefully. Enter all names as they appear on your and/or your parents’ Social Security card.


Please note Kaplan University’s school code for online is 004586 (Davenport, Iowa). Ground campus and learning center students see the Financial Aid Office at your school for your respective school code.

Tip: For additional assistance with your FAFSA you may choose one or all of the following resource options:

- Go to Kaplanuniversity.financialaidtv.com
- Watch Kaplan University’s tutorial videos:
 - [2017-2018 Tutorial—First Time FAFSA Filers](#)
 - [2017-2018 Tutorial—Renewal FAFSA Filers](#)
- Contact Kaplan University’s Financial Aid Office toll free at 866.458.2008

Important: To avoid errors or delays in funding, do not leave any questions blank when completing your FAFSA.

- Question #26 on the FAFSA requires your high school completion status. This question must not be left blank. Please select one of the following options: high school diploma, GED, homeschooled, or none of the above.



5 Save A Copy Of Your FAFSA Web Submission

Your FAFSA application provides a “FAFSA on the Web Submission Confirmation” page (see the screen shot below).

Federal Student Aid PROUD SPONSOR of the AMERICAN MIND™ Free Application for Federal Student Aid FAFSA™

2017-2018 Confirmation Page

PRINT THIS PAGE ← Confirmation Number: F 01949927701 06/08/2017 10:39:46
Data Release Number (DRN): 9999

Congratulations, Helent! Your FAFSA was successfully submitted to Federal Student Aid.

What Happens Next

- In 7-10 business days, we will mail you a Student Aid Report (SAR) notifying you that your FAFSA was processed.
- Your FAFSA information will be made available to your school(s), and they will use it to determine the aid you may be eligible to receive.
- Your school(s) will contact you if they need more information or when they are ready to discuss your financial aid award.
- If you have questions about your financial aid package, contact your school(s).

School(s) on your FAFSA:

School Name	Graduation Rate	Retention Rate	Transfer Rate	Additional Information from <i>College Navigator</i>
KAPLAN UNIVERSITY	26%	33%	NA	Students who enroll in the university are not typically a first-time student as most are adult learners. Therefore, the number of first-time students is traditionally low.

Be sure to retain a copy of the confirmation page for your records. You can either print, save, or send it to your email.

If you have any Financial Aid questions, please visit KaplanUniversity.edu.

Thank you for choosing Kaplan University for your education. We are committed to your success and look forward to welcoming you as a student soon.

Relevant websites:

- fsaid.ed.gov
- fafsa.ed.gov
- KaplanUniversity.edu
- studentaid.ed.gov

